

iSarita Public Data Entry

Form "<http://igrmaharashtra.gov.in/>" site. Click on "PDE For iSarita" Button (iSarita Public Data Entry site will open)

Now you can use iSarita PDE in any size of device for example **desktops, laptops, note books, smart phones, tablets and phablets.**

For example:

Desktop View:

Be a part of World Bank's survey for registering property.

Help for Public Data Entry

The website provides data entry for documents to be registered with the Registration Department.

1. Public data entry can be done by two ways "Data entry without login" and with "Registered user".
2. To create PDE account click on [Create New Account].
3. Once you create an account you can use that to make new entries in PDE application.
4. Forgot password link is given to recover you password. Password is send to registered users mobile number.
5. You can update your profile information through 'Update profile'
6. You can change your password through 'Change Password'
7. You can view or make new entry through 'Token Details'
8. Registered user can make new entry by using 'New Token Registration' link. Select district, choose SRO and click on Start button.
9. You can view earlier entry details by clicking on [Show] button. here you can View, Edit, Re-import, Add previous registration details by clicking on respective links.
10. Enter the required information.
11. Eleven digit **Data Entry Number** is generated. **Please Note down the number**
12. For any modification you can use eleven digit **Data Entry Number** and password you have created during the entry. **(Please remember the password carefully).**
13. Note down **Data Entry Number** and carry this to SRO office.
14. Entered Information will be available at SRO office for Registration.
15. For offices in concurrent jurisdiction, you can go to any SRO office with **Data Entry Number**, irrespective of the office chosen at the time of data entry.
16. Once entry is completed, you may take a printout of the data entry. Please read the printout carefully. Corrections can be made using previous button.
17. This data entry does not mean that document is accepted for registration. SRO officer has authority to reject the document or he may change it as per the rule.
18. For any complaint / suggestion send us email to "feedback.isarita@gmail.com".


Be a part of World Bank's survey for registering property.

[Sign](#)


Copyright © (2017) National Informatics Center , Pune

iSarita Public Data Entry


Mobile View:



Public Data Entry




Help FAQ User Manual Feedback Form

Be a part of World Bank's survey for registering property. 

Help for Public Data Entry

The website provides data entry for documents to be registered with the Registration Department.

1. Public data entry can be done by two ways "Data entry without login" and with "Registered user".
2. To create PDE account click on [Create New Account].
3. Once you create an account you can use that to make new entries in PDE application.
4. Forgot password link is given to recover you password. Password is send to registered users mobile number.
5. You can update your profile information through 'Update profile'
6. You can change your password through 'Change Password'
7. You can view or make new entry through 'Token Details'
8. Registered user can make new entry by using 'New Token Registration' link. Select district, choose SRO and click on Start button.
9. You can view earlier entry details by clicking on [Show] button. Here you can View, Edit, Re-import, Add previous registration details by clicking on respective links.
10. Enter the required information.
11. Eleven digit **Data Entry Number** is generated. **Please Note down the number**
12. For any modification you can use eleven digit **Data Entry Number** and password you have created during the entry. **(Please remember the password carefully).**
13. Note down **Data Entry Number** and carry this to SRO office.
14. Entered Information willbe available at SRO office for Registration.
15. For offices in concurrent jurisdiction, you can go to any SRO office with **Data Entry Number**, irrespective of the office chosen at the time of data entry.
16. Once entry is completed, you may take a printout of the data entry. Please read the printout carefully. Corrections can be made using previous button.
17. This data entry does not mean that document is accepted for registration. SRO officer has authority to reject the document or he may change it as per the rule.
18. For any complaint / suggestion send us email to "feedback.isarita@gmail.com".

Be a part of World Bank's survey for registering property. 

[Start](#)

Copyright © (2017) National Informatics Center , Pune

iSarita Public Data Entry

By clicking “Start” button, User Login page will open.


Now User can Login by entering registered user name and password

Back Be a part of World Bank's survey for registering property **NEW**

User Login

User Name :

Password :



Remember me

Forgot Password

Copyright © (2017) iSARITA, National Informatics Center, Pune

NOTE:

- 1) From this page user can start data entry
- 2) In case the user had forgotten His/hers password, the password can be recovered from **Forgot Password** link
- 3) User can start data entry without creating a user account by clicking **Data Entry without Login**
- 4) Press **Create new account** to create new user account

iSarita Public Data Entry

By clicking “Data Entry without login” button, Start new entry or Modify Old entry options will be seen.

The screenshot shows the iSarita Public Data Entry web application interface. The header includes the iSarita logo, the text "Public Data Entry", and the Department of Registration & Stamps, Government of Maharashtra logo. Navigation links for Help, FAQ, User Manual, and Feedback Form are present. The main content area is divided into two sections: "Start Registration New Entry" and "Modify Old Entry".

Start Registration New Entry

Back

Select Language : English

Select District : --Select District--

Choose SRO :

Create Your Password :

Re-type Your Password :

4592A

Start Data Entry

Modify Old Entry

Enter your 11 Digit Code :

Your Password :

4592A

Enter CAPTCHA

Start Edit Data

Note : Password length must be minimum 8 characters. Password must contain atleast one (capital letter, small letter, special character and digit) e.g abcdA09@

Total Entries Today (01/01/2017): 1387

Copyright © (2017) National Informatics Center , Pune

For new entry use **Start Registration New Entry**


To modify entry use **Modify Old Entry**

iSarita Public Data Entry

Enter “Presentation Step 1” Details

For Stamp Duty Calculation Click on “Calculate Stamp Duty” Button

For Stamp Duty Pay Details Click on “Stamp Duty Pay Details” Button

iSarita Public Data Entry  Department of Registration & Stamps
Government of Maharashtra

Help Type in Marathi Change Password FAQ User (Mansal) Logout Username: _____

Remember Your 11 digit Data Entry Number : 93834171101

Presentation Step1

Type In English get in Marathi

Select Article	25-Conveyance	Document Title	अभिलेखनपत्र
Date of Execution	01/11/2017		
Date of Presentation	01/11/2017		
Market Value	250000		
Consideration Amount	250000		
Stamp Duty	12500	Calculate Stamp Duty	
No of Pages	12	(Excluding Summary Pages)	
Stamp Duty Paid	12500	Stamp Duty Pay Details	
Stamp Duty Difference	0		

Receipt will be generated on Presenter's Name

[Previous](#) [Next](#)

Token No. : 93834171101 DIG Name : Aurangabad JDR Name : Aurangabad SRO Name : S.R. Aurangabad 1

iSarita Public Data Entry

- After Clicking on "Calculate Stamp Duty" Button

The screenshot shows the 'Stamp Duty Calculate' page. At the top, there is a navigation bar with 'iSarita Public Data Entry' and 'Department of Registration & Stamps Government of Maharashtra'. Below this are links for 'Help', 'Type in Marathi', 'Change Password', 'FAQ', 'User Manual', 'Logout', and 'Username:'. The main content area is titled 'Stamp Duty Calculate' and contains a tree view of property types. The selected node is '(25-b) Immovable Property' with sub-clauses (i), (ii), and (iii). Below the tree view, there are input fields for 'Percentage Surcharge' (set to 0) and a checkbox for 'Is Investor clause under 5-G-A-2?'. The calculated values are displayed: 'Actual Stamp Duty (on Rs.250000/-) : Rs.12500/-', 'Surcharge', and 'Total Stamp Duty Rs. 12500/-'. At the bottom, there are buttons for 'Close/बंद' and 'Exit Without Change', and fields for 'DIG Name : Aurangabad', 'JDR Name : Aurangabad', and 'SRO Name : S.R. Aurangabad 1'.

Select the particular node from the tree view and get your stamp duty calculated automatically.


- After Clicking on "Stamp Duty Pay Details" Button

The screenshot shows the 'Details of Stamp Payment' page. At the top, there is a navigation bar with 'iSarita Public Data Entry' and 'Department of Registration & Stamps Government of Maharashtra'. Below this are links for 'Help', 'Type in Marathi', 'Change Password', 'FAQ', 'User Manual', 'Logout', and 'Username:'. A prominent message reads 'Remember Your 11 digit Data Entry Number : 93834171101'. The main content area is titled 'Details of Stamp Payment' and contains several input fields: 'Stamp Duty Paid By' (dropdown), 'Stamp Duty' (12500), 'Franking M/C No.' (PB0003), 'Vendor's Name' (Sub Registrar Allbag), 'Franking Serial No.' (321456dd), 'Franking Date' (01/11/2017), and 'Franking Amount' (12500). A note states 'Multiple Franking / Mudrank , Separated.'. At the bottom, there are buttons for 'Cancel/रद्द', 'Update/अपडेट', and 'Close/बंद'. Below these buttons is a table titled 'Details of Stamps' with columns for 'Select', 'Delete', 'type', 'vendorsname', 'purchasersname', 'amount', 'amount_date', 'vendorsplace', 'vendorscencano', 'purchasersname', and 'stationarynumber'. The table contains one row of data. At the very bottom, there are fields for 'Token No. : 93834171101', 'DIG Name : Aurangabad', 'JDR Name : Aurangabad', and 'SRO Name : S.R. Aurangabad 1'.

Select	Delete	type	vendorsname	purchasersname	amount	amount_date	vendorsplace	vendorscencano	purchasersname	stationarynumber
Select	Delete	F	Sub Registrar Allbag	Saif Syed	12500	2017-11-01 00:00:00	321456dd	PB0003	महाराष्ट्र शासन	

iSarita Public Data Entry

Enter "Property Details" Page. Kindly note down the 11 digit Token Number for any use in future. Fill all the details and Save it. Multiple Properties can be added.

iSarita Public Data Entry  Department of Registration & Stamps
Government of Maharashtra

help Type in Marathi Change Password FAQ User Manual Logout Username: _____

Remember Your 11 digit Data Entry Number : 93834171101

Property Details

Type In English get in Marathi

Property Count:

Select District:

Village Name:

Select Hadd Type: *Urban Rural

Select Taluka:

Select Attribute Type: C.T.S. Number Plot Number
(Maximum 2 Attributes can be selected.)

Total Area and village from Valuation:

Survey Number From Valuation:

Select Hadd Name:

Select ZP:

C.T.S. Number:

Attribute# 2:

Unit:

Select Property Type:

Enter PUI Number/Property Tax No.:

*Address Other Details
You Can Fill Both Address & Other Details

Property Address

English		Marathi	
Flat No.	<input type="text" value="1"/>	Flat No.	<input type="text" value="1"/>
Floor No.	<input type="text" value="1"/>	Floor No.	<input type="text" value="1"/>
Building Name	<input type="text" value="New Building"/>	Building Name	<input type="text" value="न्यू बील्डींग"/>
Block Sector Location	<input type="text" value="Sector 4"/>	Block Sector Location	<input type="text" value="सेक्टर 4"/>
Road	<input type="text" value="VIP Road"/>	Road	<input type="text" value="वीआईपी रोड"/>

Property Details


Select	Delete	PropertyCode	VillageName	DistrictName	UrbanRural	HaddType	HaddName	TalukaName	ZPName	Area	Munit_name	Other_desc
<input type="checkbox"/>	<input type="checkbox"/>	49101	औरंगाबाद शहर	Aurangabad	U	Corporation	औरंगाबाद म.न.पा.			1200	चौ.फूट	सदरिका नं: 1, माळा नं: 1, इमारतीचे नाव: न्यू बील्डींग, ब्लॉक नं: सेक्टर 4, रो

Token No. : 93834171101 DIG Name : Aurangabad JDR Name : Aurangabad SRO Name : S.R. Aurangabad 1

iSarita Public Data Entry

Enter "Party Details" Page

Fill all the details and Save it. Multiple Parties can be added.

iSarita Public Data Entry  Department of Registration & Stamps
Government of Maharashtra

Help Type in Marathi Change Password FAQ User Manual Logout Username: _____

Remember Your 11 digit Data Entry Number : 93834171101

Party Details

Party Count	<input type="text" value="1"/>		
Select Party Type	<input type="text" value="शिष्टान पेगार"/>		
Party Name in English		Party Name in Marathi	
Surname	<input type="text" value="Syed"/>	<input type="text" value="सईद"/>	
First Name	<input type="text" value="Saif"/>	<input type="text" value="सीफ"/>	
Middle Name	<input type="text"/>	<input type="text"/>	
Age	<input type="text" value="25"/>		
<input type="checkbox"/> Is Bank		<input type="checkbox"/> Is Stamp Purchaser	<input type="checkbox"/> Is Presenter
Flat No.	<input type="text" value="1"/>	Flat No.	<input type="text" value="1"/>
Floor No.	<input type="text" value="1"/>	Floor No.	<input type="text" value="1"/>
Building Name	<input type="text" value="New Building"/>	Building Name	<input type="text" value="न्यू बील्डींग"/>
Block Sector Location	<input type="text" value="Sector 17"/>	Block Sector Location	<input type="text" value="सेक्टर 17"/>
Road	<input type="text" value="MG Road"/>	Road	<input type="text" value="एम्.जी रोड"/>
Pin Code	<input type="text" value="431001"/>		
Country	<input type="text" value="India"/>		
State	<input type="text" value="MAHARASHTRA"/>	City	<input type="text" value="अहमदाबाद"/> <input type="text" value="AURANGABAD"/> <input type="text" value="औरंगाबाद (महाराष्ट्र)"/>
District Name	<input type="text" value="AURANGABAD"/>	<input type="text" value="AURANGABAD (MH)"/>	
City	<input type="text" value="AURANGABAD (MH)"/>	Mobile Number	<input type="text" value="9028025452"/>
UID	<input type="text" value="123456789012"/>	Identification Mark2	<input type="text" value="NA"/>
Identification Mark1	<input type="text" value="NA"/>	Is Declaration Attached (Form 60 /61)	
Pan Card No. :	<input type="text"/>	<input type="text" value="123456789012"/>	
Identification Proof	<input type="text" value="Aadhar Card"/>		
Email	<input type="text"/>		
<input type="checkbox"/> Is Document Signed		<input type="checkbox"/> Is Exemption Under Section 88	
<input type="button" value="Previous/पिछे"/>	<input type="button" value="Cancel"/>	<input type="button" value="Update"/>	<input type="button" value="Next/पुढे"/>

Party Details :



Select	Delete	Party Type	LName	FName	MName	Age	Add	PinCode	PANNo	Sign	Exemption	Bank	Officer	Declaration
Select	Delete	शिष्टान पेगार	सईद	सीफ		25	प्लॉट नं: 1, माळा नं: 1, इमारतीचे नाव: न्यू बील्डींग, ब्लॉक नं: सेक्टर 17, रोड नं: एम्.जी रोड, महाराष्ट्र, औरंगाबाद.	431001		True	False	False		False

Server: 44
Token No. : 93834171101 DIG Name : Aurangabad IDR Name : Aurangabad SRO Name : S.R. Aurangabad 1

iSarita Public Data Entry

Enter "Identification Details" Page

Fill all the details and Save it. Multiple Identifiers can be added.

Help Type in Marathi Change Password FAQ User Manual Logout Username: _____

Remember Your 11 digit Data Entry Number : 93834171101

Type In English get in Marathi

Identification Details

Identification Count:

Identifiers Name (English)

Surname:

First Name:

Middle Name:

Address (English):

Age:

Identification Proof:

Identifiers Name (Marathi)

Address (Marathi):

Pin Code:

Proof No:

Identification Details :

Select	Delete	PartyType	SurName	FirstName	MiddleName	Age	Address	Pincode	PANNo	SRO	Identification	Sr No	IDTYPE	ID NO.	Eng Lname	Eng Fname	Eng Mname	Eng Address	Full Pan Name
Select	Delete	Sakshidar	भुते	अनुराग		25	पुणे	411007		False		1	123456789011A	Bhute	Anurag		Pune		

Data Entry Number. : 93834171101 DIG Name : Aurangabad IDR Name : Aurangabad SRO Name : S.R. Aurangabad 1

iSarita Public Data Entry

After submitting all details “Public Data Entry Report” automatically generates.

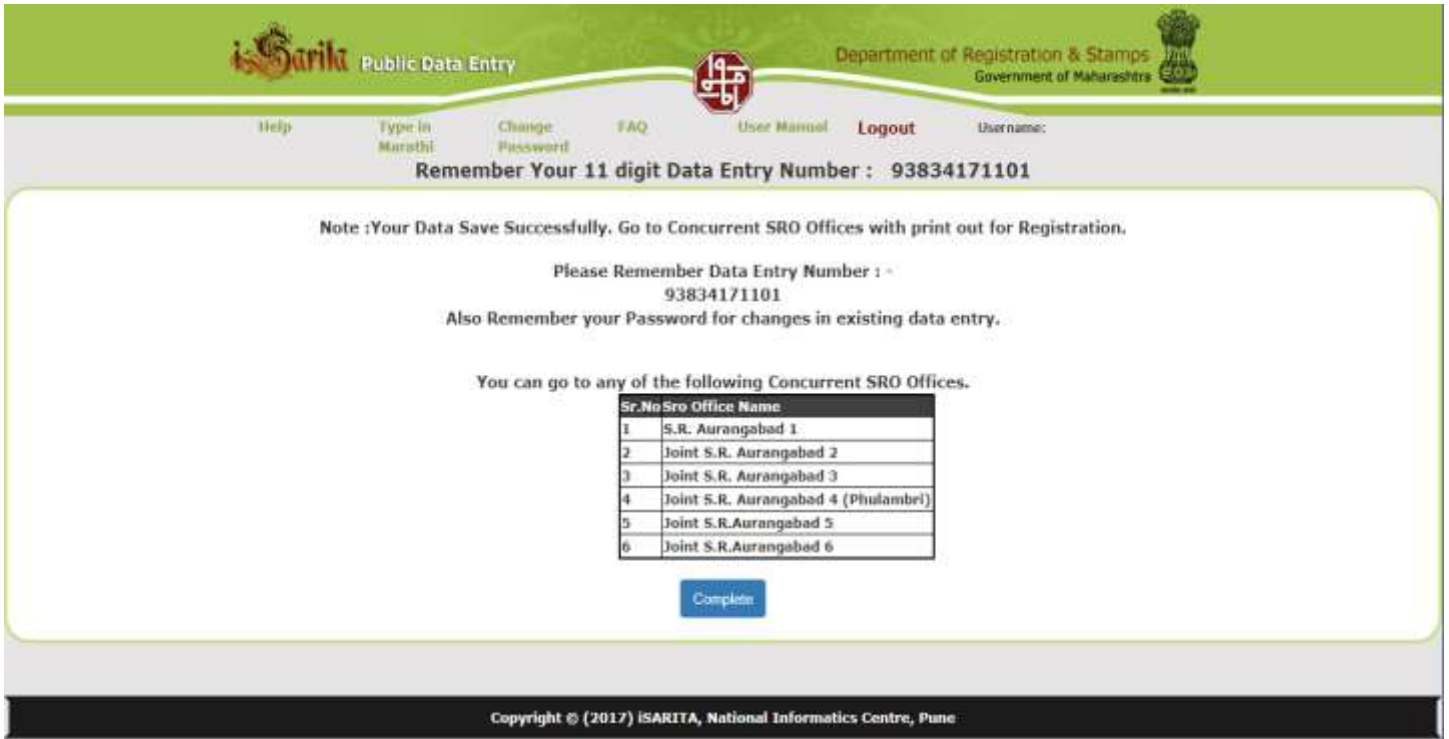
Take the print of this Report using **Print** button

पब्लिक डाटा एंट्री मधून दस्त नोंदणीसाठी भरलेली माहिती		दुयम निर्देशक : मह.दु.पि. अस्त.1 वेदा क्रमांक : 93834171101 / 2017 दिनांक 01/11/2017
(1) विवेकदाय अकार	अधिहस्तांतरणधन	
(2) मोकळ्या	₹. 250000/-	
(3) बाजारपेठ	₹. 250000/-	
(4) बाजारपेठ मुद्रांक शुल्क	₹. 12500/-	
(5) दस्त निव्वारित केलेल्या दिनांक	01/11/2017	
(6) गावचे नाव	औरंगाबाद शहर-- औरंगाबाद म.न.पा.	
(7) पुरांची संख्या	14	
(8) कु-नाम,पोस्टशिफ्टा व घर क्रमांक (असल्यास)	C.T.S. NUMBER : 1	
(9) सावकाशीचे हार क्रमांक	सवकाशा नं: 1, माळा नं: 1, दस्तारतीचे नाव: न्यू वील्डींग, ब्लॉक नं: सेक्टर 4, चेद नं: वीजवर्डी रोड	
(10) पोलवट	1200 चौ.फूट	
(11) दस्तारतीचे अकार देण्याचा विवृण देण्याचा पत्रकाराचे नाव		
(12) दस्तारतीचे अकार देण्याचा विवृण देण्याचा पत्रकाराचे नाव		
(13) अकार देणा. वारिचे वारणी		
<p>1) नाव :-सय्यद सय्यद, वय:-25, पचा:-पुणे नं 1, माळा नं. 1, दस्तारतीचे नाव: न्यू वील्डींग, ब्लॉक नं: सेक्टर 4, चेद नं: वीजवर्डी रोड, पहाण्ड, औरंगाबाद, पिन कोड:-431001, पॅन नं:-, सोबाईन नं:-9028525452, अकार नं:-123456789012, कसब शुल्क 1 :-NA, कसब शुल्क 2 :-NA 1) Name :-Saf Syed, Age :-25, Address :-Flat No :- 1, Floor No. :- 1, Building :-New Building, Block Sector :-Sector 4, Road :-MG Road, State :-MAHARASHTRA, District :-AURANGABAD, PinCode :-431001, PAN No. :-, Mobile No. :-9028525452, UID No. :-123456789012, Identification Mark1 :-NA, Identification Mark2 :-NA</p> <p>1) नाव :-अनुराग भुते, वय :-35, पचा:-पुणे, पिन कोड :-411007, अकार नं:-अकार क्रमांक, पुराचा क्रमांक :-123456789011 1) Name :-Anurag Bhute, Age :-35, Address :-Pune, PIN Code :-411007, ID Type :-Aadhar Card, Proof No. :-123456789011</p>		
<p>सूचना:(1) ह्या घोषणापत्रातील माहिती तपासून घ्यावी, जर काही त्रुटी असतील तर (Previous) पर्यायाचा वापर करावा. (Next) पर्याय वापरल्यानंतर, सदर माहिती संगणकावर साठविली जाईल व त्यानंतर काही त्रुटी करू नयेत. (2) दस्तारती माहिती संगणकावर पोचणाल अशी, याचा अर्थ दस्त नोंदणीसाठी स्वीकारला असून काही दुय्यम निर्देशक दस्त नोंदणी करणारा किंवा नियमांनुसार योग्य ती अपय जाणविली करू शकतात. (3) सदर रिट दस्त नोंदणीच्या वेळी सोबत द्यावी किंवा थिफ्टसाठी टाकण्या बाबतच गमूद असलेला वेदा क्रमांक दुय्यम निर्देशक कार्यालयत घ्यावा. (4) दस्त नोंदणी पूर्ण झाल्यानंतर कृपया थिफ्ट प्रॉफिट (Thefted Print) घ्यावी व ती तपासून घ्यावी, स्कॅनिंग झालेले दस्तारती CD दिव मोकळ्या घ्यावी.</p>		
<p>Any Changes To Be Made Please Click On Previous/मागे Button. (काही बदल करायचा असल्यास कृपया Previous/मागे बटन दाबा.)</p> <p>Print/ प्रिंट</p> <p>Next/ पुढे</p> <p>Take a print of this report or note down 11 digit public data entry number(अहवालाची प्रत काढा किंवा पब्लिक डेटा एन्ट्रीची ११ अंकी संख्या लिहून घ्या.)</p>		
Copyright © (2017) National Informatics Center , Pune		

iSarita Public Data Entry

In the last screen it displays all the possible offices where the registration process can be completed. The Party can go to any of the listed offices.

Kindly note down the 11 digit Token Number for registration procedure.



The screenshot shows the iSarita Public Data Entry interface. At the top, there is a navigation bar with links for Help, Type in Marathi, Change Password, FAQ, User Manual, Logout, and Username. The main content area displays a confirmation message: "Note :Your Data Save Successfully. Go to Concurrent SRO Offices with print out for Registration." It also reminds the user to remember their 11-digit Data Entry Number (93834171101) and their password. Below this, a table lists six Concurrent SRO Offices in Aurangabad. A "Complete" button is visible at the bottom of the message area. The footer contains the copyright information: "Copyright © (2017) ISARITA, National Informatics Centre, Pune".

Remember Your 11 digit Data Entry Number : 93834171101

Note :Your Data Save Successfully. Go to Concurrent SRO Offices with print out for Registration.

Please Remember Data Entry Number : -
93834171101

Also Remember your Password for changes in existing data entry.

You can go to any of the following Concurrent SRO Offices.

Sr.No	Sro Office Name
1	S.R. Aurangabad 1
2	Joint S.R. Aurangabad 2
3	Joint S.R. Aurangabad 3
4	Joint S.R. Aurangabad 4 (Phulambel)
5	Joint S.R.Aurangabad 5
6	Joint S.R.Aurangabad 6

Complete

Copyright © (2017) ISARITA, National Informatics Centre, Pune

THANK YOU
